

Belinda Gilliland

bgilliland@manes.k12.mo.us

Manes R-V School District

December 2, 2025



Dear 3rd/4th Grade Parents:

With the prospect of school cancellations throughout the year, the plan for students getting assignments, and returning them, is as follows:

All students will receive a “Blizzard Bag” that is comprised of 5 days of work that includes Science, Math, Reading, Writing, and Social Studies activities. Most assignments will be provided on paper, but there will be occasional science experiments or art activities.

Assignments such as these may require you to provide extra assistance for your child and will be indicated with a star on the directions sheet provided for each day. The students should complete the amount of work according to how many days they are at home (1 day cancelled = 1 day of the Blizzard Bag to be completed). When they return, the expectation is for all students to turn in the work completed from the day(s) out of school. The packet will be given to students in preparation for predicted snow day cancellations.

Nothing will ever take the place of a teacher in the classroom, but I believe this plan is a proactive attempt of keeping my students engaged and accountable so that when school resumes, the flow of instruction is less disrupted.

Thank you for your support and being a partner in your child’s education. Do not hesitate to email me with any questions.

Sincerely,

Belinda Gilliland

3rd/4th Grade Teacher

Name _____

Blizzard Bag

Day 1



Name _____

3rd / 4th Grade Blizzard Bag - Day 1

 Science	Go outside and play in the snow! Complete the <u>Snow Observation Journal</u> . Answer the questions based on what you experienced.
Math	Complete the subtraction problems on the <u>Sledding Subtraction</u> worksheet. Use your answers to color the picture by code.
Reading	Read the short passage: <u>Sledding</u> . Follow the directions at the bottom of the page.
Writing	Complete the worksheet: <u>Snow Day Sequencing</u> .
 Social Studies	Read the short passage on <u>Igloos</u> . Using materials like paper, cotton balls, glue create your own igloo on a sheet of construction paper.

Name _____



Snow Observation Journal



What does it look like? (color, shape, size)

What does it feel like? (texture, temperature)

What does it smell like?

What does it sound like when you shape it?

What could you do with it?

Name: _____

Sledding Subtraction



Solve the subtraction problems.
Color by the code with the differences you found.

Color Code

2, 3, 4 RED
5, 6, 7 GREEN
8, 9, 10 GRAY
11, 12, 13 BLUE



Name _____

Sledding



“Whee!” called out Mark and Jane. They went down a hill fast on sleds. “That was so fun!” said Jane. “Let’s do it again!” said Mark. They went up and down the hill many more times. After sledding, they make a snowman. It is a great day in the snow!

Highlight the names of the kids from the passage. List them below.

Highlight 2 things the kids do in the snow. List them below.

Name _____

Snow Day Sequencing



List 3 steps to make a snowball.

List 4 steps to make hot chocolate.

List 5 steps to make a snowman.

Name _____

Igloos


The igloo is a small house made of snow, perfectly suited to a cold, arctic environment where building materials such as wood, stone and brick are not available. Igloos are constructed out of large snow blocks. The blocks are arranged in a large circle, and then a slightly smaller circle of blocks is laid on top, followed by a still smaller circle, and so on. The final result of the building process is a dome, which is a very strong structure. The primary use for an igloo was to serve as the winter camp for a group of traveling families.



Name _____


Blizzard Bag

Day 2



Name _____

3rd / 4th Grade Blizzard Bag - Day 2

 Science	Complete the <u>Snow Melting Experiment</u> by following the directions on the observation sheet. On the back of the paper, write one sentence about what happened.
Math	Follow the directions to complete the worksheet. Correctly label the number of columns and rows in each picture.
Reading	Read the passage: <u>Snow Fight!</u> Follow the directions to complete the questions at the bottom of the page.
Writing	Complete the writing assignment: <u>If I Were A Snowman...</u> Write about what you would look like, act like, and do if you were a snowman.
Social Studies	Complete the <u>Winter</u> worksheet. List some facts about winter and draw a picture of yourself in winter.

Name _____

Snow Melting Experiment

For this activity:

- Choose 4 locations or rooms in your house to include in the experiment
- List the locations under the **location** column
- Fill 4 containers with snow and place each container in one of your 4 locations
- Guess whether the snow will melt fast or slow in each location and record it under the **guess** column
- Once the snow melts, put an X in the **actual** column if your guess was right

Location	Guess	Actual


Name: _____

Date: _____

Winter Arrays

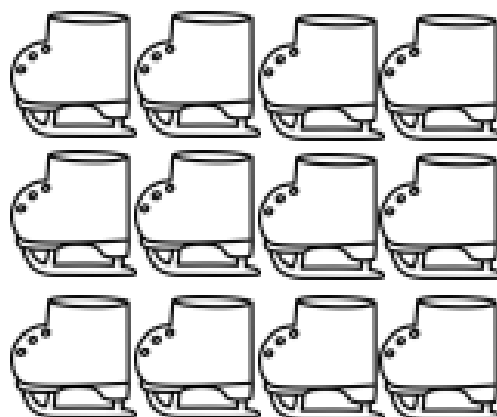
Directions

Write the number of rows and columns under each array.



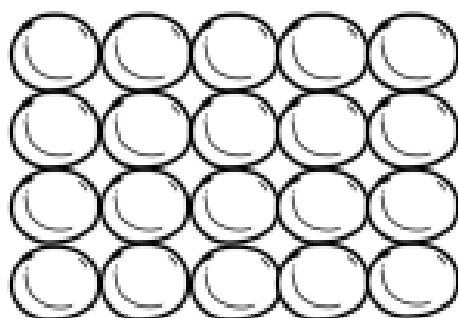
Rows: _____

Columns: _____




Rows: _____

Columns: _____



Rows: _____

Columns: _____



Rows: _____

Columns: _____

Name _____



Snow Fight!

Max and Ben are playing in the snow.
They see friends walk by with sleds.
Max and Ben hide. Then they throw
snowballs at their friends. Their friends
are mad. They see Max and Ben. They
will not let Max and Ben go sledding.

**Highlight 3 words that are related to
Winter. List them below.**

**Highlight the names of the main
characters. List them below.**

Name _____

If I Were A Snowman.....



Name _____ Date _____


Winter

Winter starts on _____.

Winter ends on _____.

Some fun things to do in winter are:


This is a picture of me in winter:



Name _____

Blizzard Bag

Day 3



Name _____

3rd / 4th Grade Blizzard Bag - Day 3



Science

Complete the Hot Chocolate Surprise! Experiment. Draw what happened in the mug and then write one sentence about what happened.

Math

Complete the Snowman Fact Family Worksheet. Make sure to fill in all of the blanks and check your work.

Reading

Read the short passage: Polar Bears. Follow the directions at the bottom of the page to answer the questions.

Writing

Complete the writing activity: My Opinion About Snow. Fill in the statements and list 3 reasons why you chose your answer.


Social Studies

Complete the activity on living in the Arctic. Draw and color the things you would wear, build, and live in.

Name _____

Hot Chocolate Surprise!

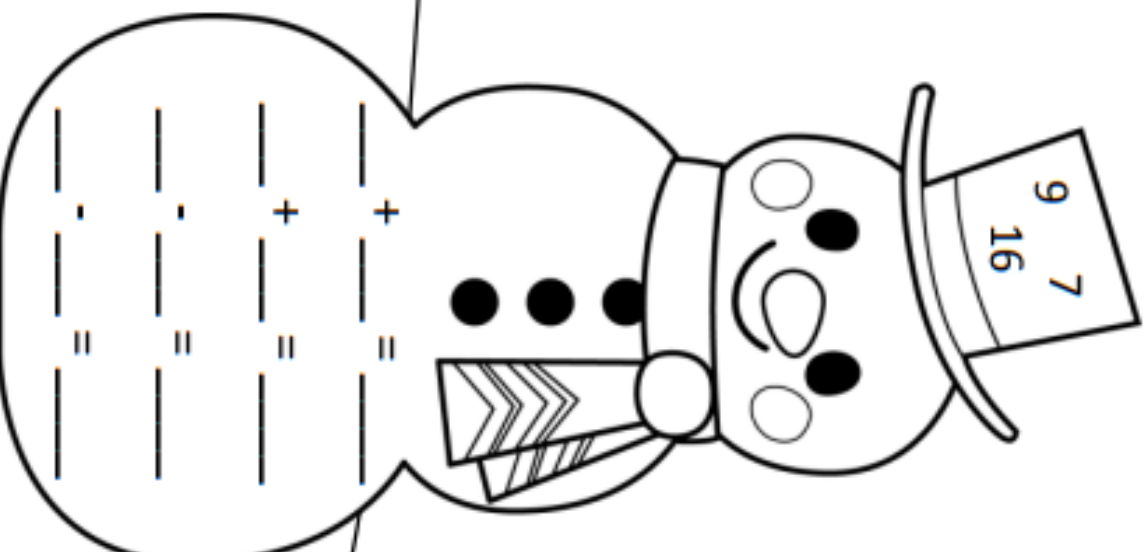
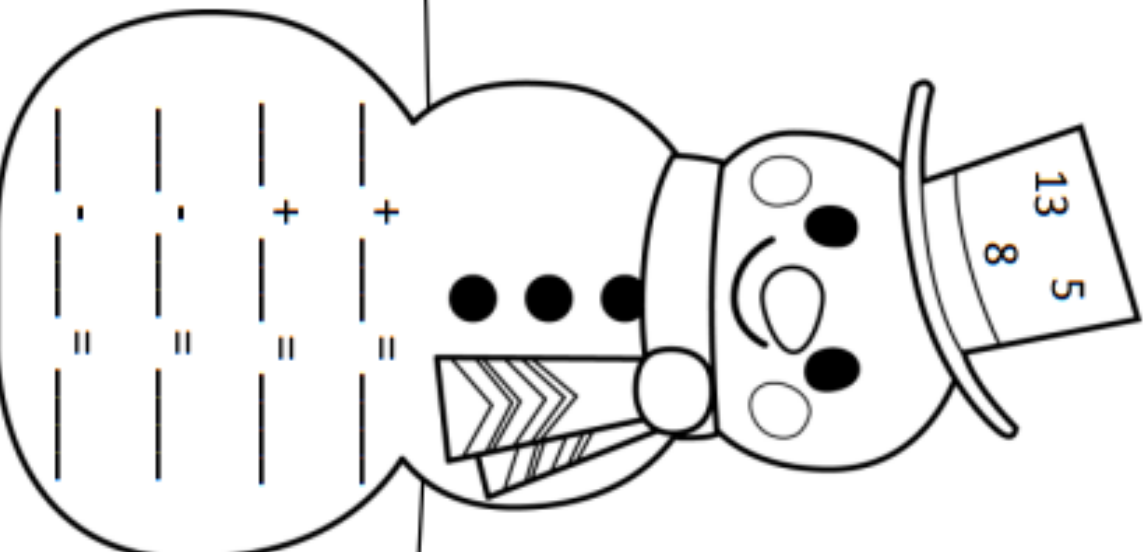
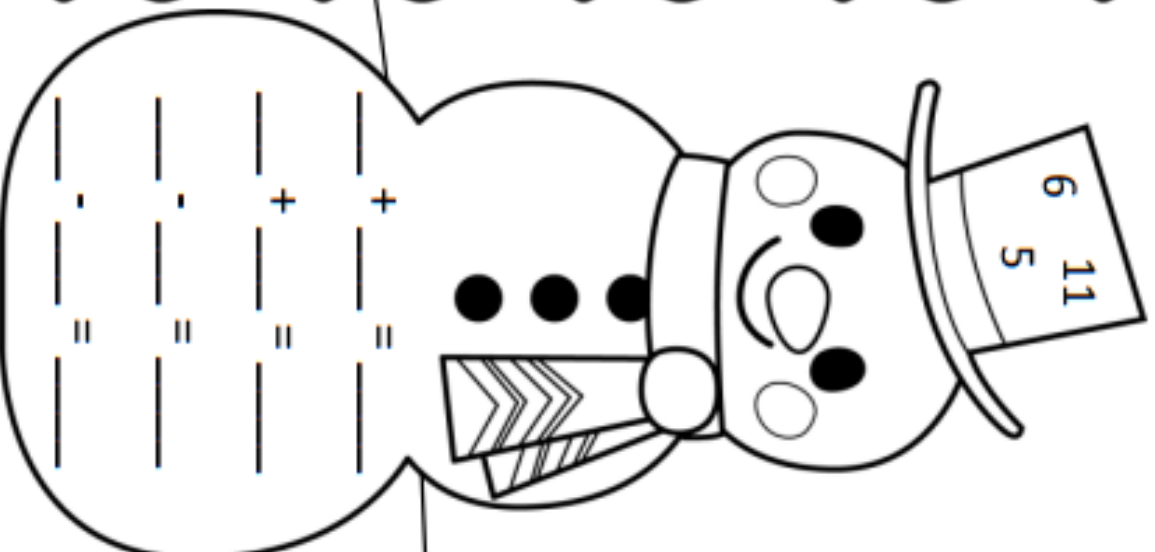
Mix **one package of hot chocolate** and **$\frac{1}{4}$ cup of baking soda** in the bottom of a coffee mug. Slowly fill the coffee mug with some **vinegar**. What do you see happening? Draw a picture of your observations, then describe them on the lines below.



What happened? _____

Name: _____

Directions: Use the numbers on the snowmen's hats to make a fact family.



Name _____



Polar Bears

Do you like polar bears? They are large Arctic animals. They

are have thick white fur and big black paws. Polar bears like to walk and run in the snow. They can dive into the cold water. Polar bear moms protect their baby cubs. The cubs are small and grow to be big.

Highlight 3 size words that describe polar bears. List them below.

Highlight 3 action words used to describe polar bears. List them below.

Name _____



MY OPINION ABOUT SNOW



I _____ (like/do not like) snow.

Reason 1:

Reason 2:

Reason 3:



Snow is _____.



Name _____



**If I lived in the
Arctic I would....**

Wear:

Build a:

Live in a:

Name _____



Blizzard Bag

Day 4



Name _____

3rd / 4th Grade Blizzard Bag - Day 4

 Science	Complete the <u>Daily Weather Journal</u> . Describe the weather you see outside, illustrate it, and fill in the thermometer to match the temperature outside.
Math	Complete the <u>Missing Addend</u> worksheet. Fill in the blanks on the snowmen to complete the math problem.
Reading	Read the short passage: <u>The Cold Day</u> . Follow the directions to answer the questions at the bottom of the page.
Writing	Complete <u>The Day It Snowed Marshmallows</u> . Use the first, next, then, and last boxes to guide you in writing a story about the day it snowed marshmallows.
 Social Studies	Today we are having a Snow Day! Pretend you are going on vacation to somewhere warm and sunny. Fill out the <u>passport</u> with your information and draw your picture. On the back, write 3 sentences about where you are going.

Name: _____

Date: _____

Weather Journal


Day of the week: _____

Month: _____

Date: _____

Year: _____

The weather today is



Name: _____

Directions: Fill in the missing addend.

$$8 + \text{ } = 12$$

$$2 + \text{ } = 10$$

$$5 + \text{ } = 9$$

$$6 + \text{ } = 12$$

$$9 + \text{ } = 11$$

$$4 + \text{ } = 11$$

$$3 + \text{ } = 10$$



Name _____

The Cold Day



Beth and her dog are inside. It is a very cold and windy outside. They will not go out today. Beth

has been sick. She needs to get well. Beth and her dog stay inside. They rest and watch TV and look outside. It is a warm and cozy day inside.

Highlight 3 things Beth and her dog do inside. List them below.

Highlight 2 sets of opposites. List them below.



The Day




Name: _____

It Snowed




Marshmallows

One day I looked out the window, and it was snowing marshmallows. 

First.

Next.

Then. 

Last. 

Marshmallow snow is _____

PASSPORT

PASSPORT

Photograph/picture

Description

Personal Information

Name:

Gender:

Age:

Home country:

Signature:

.....

Name _____

Name _____

Blizzard Bag

Day 5



Name _____






3rd/4th Grade Blizzard Bag - Day 5

Science	Complete the worksheet: <u>A Penguin Grows Up</u> . Read each stage of the penguins' growth and complete the questions at the bottom by circling the correct answer.
Math	Complete the math worksheet: <u>Mittens</u> . Use the numbers on the mittens and place them in order from least to greatest on the lines below.
Reading	Read the short passage: <u>Penguins</u> . Answer the questions at the bottom based on what you read.
Writing	Do you think we should get a penguin for a class pet? Complete the worksheet: <u>Penguin for a Pet</u> . Write a few sentences that tell me whether you think we should or shouldn't get a penguin as a class pet and why.
Social Studies	Complete the worksheet: <u>Signs of Winter</u> . Read the sentence in each box and draw a picture to match what it says. Color your drawings when you are finished.

Name _____

A Penguin Grows Up

Look at the stages of a penguin's growth. Then circle the correct answer.

Stage 1	Stage 2	Stage 3	Stage 4	Stage 5
				
Dad holds the egg on his feet. A fold of skin helps the egg warm.	The chick hatches. Dad and mom take turns holding it on their feet.	The chick snuggles with other chicks to keep warm.	The chick loses its baby feathers.	The chick has grown up. It is an adult penguin now.

1. When does the chick snuggle with other chicks?

Stage 3 Stage 2

2. When does the chick lose its feathers?

Stage 3 Stage 4

3. What happens in the first stage?


Dad holds the egg on his feet. The chick hatches.

4. What happens in the last stage?

The chick hatches. The chick has grown up.

Name: _____

Directions: Write the numbers on the mittens in order from least to greatest.



Name _____



Penguins

Here are many penguins. The penguins are black and white. They like the cold. They like the ice. They like the water. They can slide. They can dive. They can swim. The penguins waddle together in a habitat called a rookery.

Highlight 3 things that Penguins like. List them below.

Highlight 3 actions the Penguins can do. List them below.

What is a rookery?

The text says a rookery is

Name _____

W.I.I

Penguin for a Pet

Directions- Write an opinion piece on whether or not you think we should get a penguin for a class pet.



Name _____



Signs of Winter

Trees lose their leaves.

Shorter days, colder.

Birds fly south.

Some places get
snow.