



## Manes R-V School District

### Dear Manes R-V Families: (2nd Grade)

The Manes R-V School District has been granted approval to offer Alternative Methods of Instruction (AMI Days). This plan allows the opportunity for ALL Manes R-V students to be engaged in meaningful lessons of learning on days of inclement weather or emergency days when school is not in regular session.

Each student will be given a packet to keep at home to compete on the days that are AMI days when school is cancelled. These packets are **extremely important and MUST BE taken care of**. Students will complete the AMI days as assigned for each day missed...For example, if the students are out of school two or more days for snow, then the student would need to complete AMI Day 1 for the first day and AMI 2 for the second day. ALL AMI work will be due within two days after school resumes. This pattern will continue for each AMI days missed. **If any student has not completed their work for any of the days missed then that student will be counted "absent" for each day work is incomplete.**

*(If for any reason the AMI packet is lost the class assignments will be posted on the school website)*

### IMPORTANT POINTS TO REMEMBER FOR AMI DAYS:

- Students will NOT attend school on an AMI day. All students will have assigned work to be completed at home on these days.
- AMI days count as instructional days and do not have to be made up at the end of the school year.
- **Students who do not complete the work will be marked absent for the related AMI day AND will receive a zero grade.**

If you have any questions please feel free to contact me by email  
[cbuttram@manes.k12.mo.us](mailto:cbuttram@manes.k12.mo.us)

Sincerely,

Mrs. Buttram

---

# AMI Day 1

## Grammar:

- Add quotation marks around what the person exactly says.

## Phonics:

- First page- underline each sound. Read the bottom part to an adult.
- Second page- put a checkmark in the correct column.

## Math:

- Write the place value of each place value spot.

## Reading:

- Write the prefix un- and dis- to make a new word on part A. Use those words to complete part B.

## AMI Day 2

### Grammar:

- Write the adverb from each sentence. (An adverb ends with ly)

### Phonics:

- First page- underline each sound. Read the bottom part to an adult.
- Second page- put a checkmark in the correct column and a checkmark for the vowel sound.

### Math:

- First page- multiplication sentences
- Second page- Complete the equation by looking at the picture.

### Reading:

- Read the passage and tell me the central (main) idea and give me details. Central idea is what the story is mostly about.

## **AMI Day 3**

### **Grammar:**

- Cut and Paste Adjective (describing word) Nouns (person, place, thing) Verbs (action)

### **Phonics:**

- First page- underline each phoneme sound. Read the bottom part to an adult.
- Second page- underline the digraph and tell me how many phonemes there are. Phonemes are the sounds each letter makes.

### **Math:**

- Addition and subtraction word problem within 100.

### **Reading:**

- Read the passage and answer the questions. Use a different color for each questions and once the answer is found in the passage, underline it with the color.

## **AMI Day 4**

### **Grammar:**

- Singular means one and plural means more than one. Put the words in the correct column and complete the sentences at the bottom of the page.

### **Phonics:**

- First page- underline each phoneme sound. Read the bottom part to an adult.
- Second page- underline the two sound blend, put a checkmark in the correct column, and tell me how many phonemes there are. Phonemes are the sounds each letter makes.

### **Math:**

- First page- adding four numbers together. The easiest way to do this is to stack the numbers and add.
- Second page- subtraction with regrouping

### **Reading:**

- Compare and contrast dolphins and sharks.

# AMI Day 5

## Grammar:

- Add the correct punctuation then cut and paste them in the right spot.

## Phonics:

- First page- Put a box around the syllables. Read the bottom part to an adult.
- Second page- underline the vowels, put a checkmark in the correct column columns for how many syllables there are.

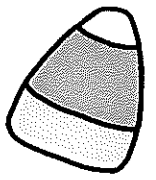
## Math:

- First page- cut and paste even and odd numbers
- Second page- write an addition equation and subtraction equation for the picture.

## Reading:

- Write a synonym and antonym for each word.  
Synonym means same. Antonym means opposite.

# Punctuation



## QUOTATION MARKS

**Directions:** Read each sentence below. Add quotation marks where needed.

1. What are you going to be for Halloween? asked Sarah.
2. Tony replied, I'm going as a knight.
3. Well, I'm dressing up as a nurse this year, said Sarah
4. What kind of candy do you like? asked Sarah
5. I like chocolate, he replied, but gum is my favorite.
6. Is Laurie trick-or-treating with us this year, Sarah asked
7. She said she could, Tony answered, but she has to be  
home by seven thirty.
8. Let's work on our costumes together this weekend, she  
said.
9. That's a great idea, he said, but I have to ask my mom  
first.
10. Sarah laughed, This year, we'll be spooktacular!



## Mark It!

s i t

r a m

i f

l a p

w e t

d i m

h u g

d a d

s u n

z i p

f i g

s o p

## Read It!

ram

if

dim

dad

sun

lap

sop

hug

sop

lap

wet

sit

fig

if

sit

dim

fig

hug

sun

zip

ram

zip

wet

dad





# Word Sort

UNIT 1

Determine if the word is a Closed Syllable or not, and place a checkmark in the appropriate column.

## CHALLENGING

hid

pie

at

leg

Closed  
Syllable



Not Closed  
Syllable

## MORE CHALLENGING

cog

read

pro

jam

Closed  
Syllable

Not Closed  
Syllable

## MOST CHALLENGING

yes

loud

she

beg

Closed  
Syllable

Not Closed  
Syllable



## Hundreds, tens & ones

### Grade 2 Place Value Worksheet

*Example:* 53 = 5 tens

Determine the value of the underlined digit.

1. 615 = \_\_\_\_\_ 2. 19 = \_\_\_\_\_

3. 266 = \_\_\_\_\_ 4. 70 = \_\_\_\_\_

5. 14 = \_\_\_\_\_ 6. 69 = \_\_\_\_\_

7. 471 = \_\_\_\_\_ 8. 35 = \_\_\_\_\_

9. 494 = \_\_\_\_\_ 10. 85 = \_\_\_\_\_

11. 90 = \_\_\_\_\_ 12. 41 = \_\_\_\_\_

13. 779 = \_\_\_\_\_ 14. 81 = \_\_\_\_\_

15. 330 = \_\_\_\_\_ 16. 968 = \_\_\_\_\_

Name: \_\_\_\_\_ Date: \_\_\_\_\_

# Prefixes: un- dis-

- A. Add the correct prefix to the front of each base word to make a new word.

Example: happy    unhappy

- |                   |                   |
|-------------------|-------------------|
| 1. zip _____      | 6. pleasant _____ |
| 2. comfort _____  | 7. order _____    |
| 3. friendly _____ | 8. respect _____  |
| 4. agree _____    | 9. fair _____     |
| 5. ripe _____     | 10. trust _____   |

- B. Use the words you made above to complete each sentence


11. His case of chickenpox caused Kenoah great \_\_\_\_\_.
12. Remaine could not \_\_\_\_\_ his jacket.
13. That \_\_\_\_\_ dog barks and snaps at everyone.

Name \_\_\_\_\_

Adverbs

# RAINY DAY ADVERBS

Directions: Read the sentence and write the adverb from each sentence. Then, color the boxes with the adverbs below.



## SENTENCE

## ADVERB

1. The rain fell quietly all morning.

\_\_\_\_\_

2. We walk carefully near puddles.

\_\_\_\_\_

3. Mom quickly found an umbrella.

\_\_\_\_\_

4. Melanie was patiently waiting.

\_\_\_\_\_

5. The kids played nicely together.

\_\_\_\_\_

6. Ken read a book silently.


\_\_\_\_\_

7. The clouds suddenly cleared up.

\_\_\_\_\_

8. Finally, the sun came out!

\_\_\_\_\_



cute	soon	smoothly	snow
badly	large	party	loudly
softly	swim	dog	here
run	slowly	early	small



### Mark It!

• t h i n

• r a s h

• w a l l

• m a t h

• t h u d

• g a s h

• w i s h

• n o s h

• t a l l

• s h u t

• l a s h

• p i t h

### Read It!

• pith

• lash

• thin

• wish

• tall

• rash

• gash

• thud

thud

tall

gash

math

thin

pith

shut

nosh

rash

nosh

shut

wall

wish

math

lash

wall



# Word Sort

UNIT 2

If there is a digraph, underline both letters in the digraph together, and place a checkmark in the appropriate column. Then determine the vowel phoneme, and place a checkmark in the appropriate column in the section on the right.






## CHALLENGING

cash

hot

wish

moth

Digraph	No Digraph					
✓		✓				






## MORE CHALLENGING

hug

thud

Josh

tab

Digraph	No Digraph					






## MOST CHALLENGING

shim

pod

hash


Thad

Digraph	No Digraph					

## Multiplication sentences

### Grade 2 Multiplication Worksheet

Circle the equation that describes the group of objects.



$5 \times 4 =$

$5 \times 2 =$

$3 \times 2 =$

$4 \times 2 =$

How many cherries  
are there? \_\_\_\_\_



$2 \times 4 =$

$2 \times 8 =$

$2 \times 6 =$

$4 \times 8 =$

How many spider legs  
are there? \_\_\_\_\_



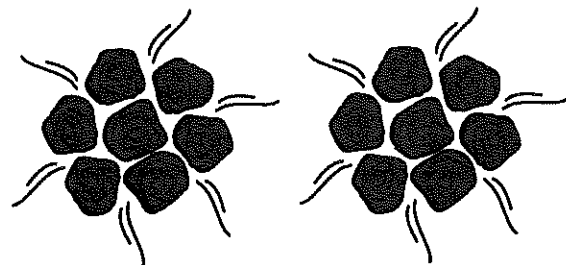
$9 \times 3 =$

$6 \times 3 =$

$3 \times 9 =$

$3 \times 3 =$

How many penguins  
are there? \_\_\_\_\_



$5 \times 7 =$

$4 \times 2 =$

$2 \times 7 =$


$2 \times 5 =$

How many roses  
are there? \_\_\_\_\_


# Multiplication with arrays

## Grade 2 Multiplication Worksheet


Complete the equation to describe the array.




$$4 \times \boxed{2} = 8$$




$$\boxed{\phantom{00}} \times 4 = 16$$




$$\boxed{\phantom{00}} \times 3 = 18$$



$$3 \times \boxed{\phantom{00}} = 12$$



$$\boxed{\phantom{00}} \times 3 = 15$$



$$2 \times \boxed{\phantom{00}} = 14$$




Name \_\_\_\_\_

Main Idea

# OUR ENVIRONMENT

Directions: Read the passage and answer the questions below.

Our environment includes the air we breathe, the water all over the Earth, all the plants and animals, and more. The environment is impacted by people and their activities. People cut down forests to build more houses and stores. People produce a lot of trash that can cause sicknesses for animals. Different factories, cars, airplanes, and harmful gases can cause air pollution. Scientists have been learning ways that people can help the environment. People can do things like recycle, carpool, turn the lights off, and save water. All of these small choices help to lessen the harmful effects people can have on the environment.



1. What is the main idea of this passage? \_\_\_\_\_

2. Name two details from the passage.

--	--

3. How do the details support the main idea? \_\_\_\_\_



# Word Sort

UNIT 3

Underline digraphs with one line. Place a checkmark in the appropriate column, and circle the correct number of phonemes.

## CHALLENGING

luck

fish

math

win

Digraph	No Digraph	How many phonemes?			
✓		1	2	③	4
		1	2	3	4
		1	2	3	4
		1	2	3	4

## MORE CHALLENGING

ash

shock

mop

tick

Digraph	No Digraph	How many phonemes?			
		1	2	3	4
		1	2	3	4
		1	2	3	4
		1	2	3	4

## MOST CHALLENGING

which

hut

Phil

thick

Digraph	No Digraph	How many phonemes?			
		1	2	3	4
		1	2	3	4
		1	2	3	4
		1	2	3	4



### Mark It!

● c h o p

● p a t h

● s o c k

● s h i p

● f a l l

● s h i n

● p a c k

● c h i c k

● b a t h

● c a l l

● r u s h

● w h a m

### Read It!

● path

● chop

● pack

● rush

● ship

● chick

● fall

● shin

ship

sock

bath

wall

wham

rush

pack

wall

shin

fall

wham

chick

chop

sock

bath

path

Name \_\_\_\_\_



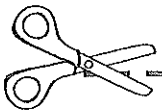
# PARTS OF SPEECH REVIEW

Directions: Cut the words out and glue them under the correct part of speech title (noun, adjective, or verb).

## NOUNS

## ADJECTIVES

## VERBS



run	mean	dog	funny	jog
nurse	read	sing	park	smart
nice	pencil	pretty	talk	friend

Name \_\_\_\_\_

Word Problems Within 100

# WINTER IN THE WOODS

Directions: Solve the word problems below.

Jane and her brother, Cam, went to feed the animals in the woods.

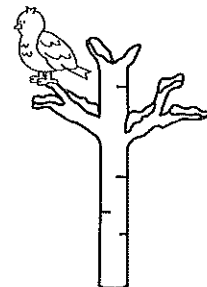
Jane fed 18 animals and Cam fed 22. How many animals did they feed in all?

\_\_\_\_\_ animals



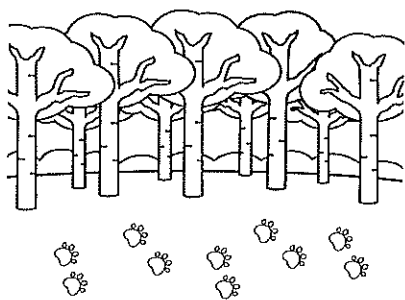
The bird perched on 8 trees yesterday. He perched on 12 trees today. How many more trees did he perch on today?

\_\_\_\_\_ trees



On our walk, we saw that 10 animals left a pair of footprints in the snow. How many footprints are there in all?

\_\_\_\_\_ footprints




Cam saw a family of 28 foxes hiding in a den. There were 19 more foxes further down the trail. How many foxes did Cam find?

\_\_\_\_\_ foxes




Jane was able to spot 16 deer on the trail this morning. She spotted 32 fawn on the trail in the afternoon. How many more fawn did she spot?

\_\_\_\_\_ fawn



Cam carried 48 pounds of food for their walk. He had 18 pounds left when he got home. How many pounds did Cam use?

\_\_\_\_\_ pounds



There are 67 raccoons that live in the woods. Jane and Cam saw 49 on their walk today. How many raccoons did they miss on their walk?

\_\_\_\_\_ raccoons



The owl flew 35 miles last week. He flew 58 miles this week. How many miles did he fly in all?

\_\_\_\_\_ miles



Name \_\_\_\_\_

# ALL ABOUT DISNEY WORLD

Directions: Read the passage and then answer the questions below, highlighting the evidence in the text. .

The Walt Disney World Resort is in Florida in the United States. It is the most popular vacation resort in the entire world! Disney World opened in 1971, and today there are 52 million visitors every year.

Disneyland in California and Disney World are similar, but Disney World is much bigger with many more activities to do. In fact, Disney World is 40 square miles and has more than 66,000 employees.

Disney World has four theme parks: Magic Kingdom, Epcot, Hollywood Studios, and Animal Kingdom. Disney World also has two water parks: Blizzard Beach and Typhoon Lagoon. There are hotels, a campground, a sports complex, and Downtown Disney shopping.

Besides the two Disney resorts in the United States, there are also Disney parks in Japan, France, Hong Kong, and China.



1. Where is Walt Disney World Located? \_\_\_\_\_



2. How is Disney World \_\_\_\_\_ different from Disney Land? \_\_\_\_\_



3. How many total parks (theme and water) does Disney World have? \_\_\_\_\_



Besides Florida and California, where else are Disney Resorts located? \_\_\_\_\_

5. Would you want to visit Disney World? Why or why not?

---

---

---

---

---

---


Name \_\_\_\_\_

# PUMPKIN PATCH PLURALS

Directions: Using the word bank, write the words under either singular or plural nouns. Then, fill out the sentences at the bottom of the page with the correct word.

**WORD  
BANK**

bus	child	apple	dogs
apples	cars	tree	donut
donuts	dog	flower	car
buses	flowers	trees	children



SINGULAR NOUNS	PLURAL NOUNS

1. I saw eight \_\_\_\_\_ flying at night. (bat, bats)
2. A \_\_\_\_\_ made a nest in that tree. (bird, birds)
3. We saw two \_\_\_\_\_ by the farm. (cat, cats)
4. Dad picked the biggest \_\_\_\_\_! (pumpkin, pumpkins)
5. Mom bought three \_\_\_\_\_ of cider. (glass, glasses)
6. My family rode many \_\_\_\_\_ that day. (ride, rides)



# Word Sort

## UNIT 4

Underline digraphs with one line and 2-sound blends with two separate lines. Place a checkmark in the appropriate column, and circle the correct number of phonemes.

### CHALLENGING

stop

clam

drag

rush

Digraph	Blend	How many phonemes?			
	✓	1	2	3	④
		1	2	3	4
		1	2	3	4
		1	2	3	4

### MORE CHALLENGING

drum

mesh

trap

trash

Digraph	Blend	How many phonemes?			
		1	2	3	4
		1	2	3	4
		1	2	3	4
		1	2	3	4

### MOST CHALLENGING

dress

smash

drip

crush

Digraph	Blend	How many phonemes?			
		1	2	3	4
		1	2	3	4
		1	2	3	4
		1	2	3	4



Name \_\_\_\_\_

# CONVERSATION HEART ADDITION

Directions: Add up the numbers from the conversation hearts and write the total on the box.

$$\begin{array}{c} \text{25} \\ \text{25} \\ \text{25} \\ \text{25} \end{array} + + + = \begin{array}{c} \text{TOTAL} \\ \text{ } \\ \text{ } \end{array}$$

$$\begin{array}{c} \text{32} \\ \text{51} \\ \text{47} \\ \text{18} \end{array} + + + = \begin{array}{c} \text{TOTAL} \\ \text{ } \\ \text{ } \end{array}$$

$$\begin{array}{c} \text{65} \\ \text{12} \\ \text{53} \\ \text{75} \end{array} + + + = \begin{array}{c} \text{TOTAL} \\ \text{ } \\ \text{ } \end{array}$$

$$\begin{array}{c} \text{90} \\ \text{28} \\ \text{10} \\ \text{46} \end{array} + + + = \begin{array}{c} \text{TOTAL} \\ \text{ } \\ \text{ } \end{array}$$

$$\begin{array}{c} \text{53} \\ \text{14} \\ \text{29} \\ \text{85} \end{array} + + + = \begin{array}{c} \text{TOTAL} \\ \text{ } \\ \text{ } \end{array}$$

# SUBTRACTION OF TWO DIGIT NUMBERS WITH REGROUPING

$$\begin{array}{r} 54 \\ - 26 \\ \hline \end{array}$$

$$\begin{array}{r} 83 \\ - 45 \\ \hline \end{array}$$

$$\begin{array}{r} 95 \\ - 58 \\ \hline \end{array}$$

$$\begin{array}{r} 35 \\ - 17 \\ \hline \end{array}$$

$$\begin{array}{r} 75 \\ - 39 \\ \hline \end{array}$$

$$\begin{array}{r} 54 \\ - 28 \\ \hline \end{array}$$

$$\begin{array}{r} 58 \\ - 29 \\ \hline \end{array}$$

$$\begin{array}{r} 53 \\ - 37 \\ \hline \end{array}$$

$$\begin{array}{r} 72 \\ - 28 \\ \hline \end{array}$$

Name \_\_\_\_\_

## Compare and Contrast

# COMPARE & CONTRAST

Directions: Read both sections below. Compare and contrast the two animals.

## DOLPHINS



A dolphin is a warm-blooded mammal that lives in the ocean. Dolphins give birth to babies that are called calves. They also breathe oxygen. A dolphin must live near the surface where it can breathe air. Dolphins are known to be vocal and social animals. They swim in pods where they come together with their mates to travel. Dolphins have a dorsal fin on their back, two fins on their side, and a tail. They also have a blowhole on top of their body. Their tail is horizontal and is used to swim in an up-and-down motion. A dolphin will eat things like fish, crustaceans, squid and shrimp.

## SHARKS

Sharks are cold-blooded fish that live in the ocean. They spend their whole lives deep underwater. Like other fish, sharks have gills to remove oxygen from the environment. Sharks prefer to live and hunt alone. They do not like to socialize with other sharks. Sharks have a dorsal fin on their back, two fins on their side, and a tail. They also have gills on the side of their body. Their tail is vertical and is used to swim in a side-to-side motion. A shark will eat things like fish, crustaceans, squid, shrimp, other sharks, marine mammals, and plankton.

DOLPHINS

SHARKS




Name \_\_\_\_\_

## Ending Punctuation

# SENTENCE PUNCTUATION

Directions: Add the correct punctuation point to each sentence. Then, cut out the sentences and glue them in the correct places.



.	



I like to go to the park

That joke is hilarious

What time is the party

Did you like the movie

We need to hurry

My teacher is nice

Where is the dog

I have two brothers

It's so loud out there

Baseball is fun

We can walk home

Can I have a snack

?	

!	



# Word Sort

UNIT 5

Underline the vowels. Place a checkmark in the correct column for Closed or Open Syllable for each syllable.

## CHALLENGING

- 1 shy
- 2 ban•jo
- 3 e•vent•ful
- 4 i•ris

1 <sup>st</sup> Syllable		2 <sup>nd</sup> Syllable		3 <sup>rd</sup> Syllable	
Closed	Open	Closed	Open	Closed	Open
	✓				

## MORE CHALLENGING

- 5 na•vy
- 6 e•lec•tric
- 7 pho•to
- 8 hu•mid

1 <sup>st</sup> Syllable		2 <sup>nd</sup> Syllable		3 <sup>rd</sup> Syllable	
Closed	Open	Closed	Open	Closed	Open

## MOST CHALLENGING

- 9 tri•pod
- 10 po•ny
- 11 vol•ca•no
- 12 bun•ny

1 <sup>st</sup> Syllable		2 <sup>nd</sup> Syllable		3 <sup>rd</sup> Syllable	
Closed	Open	Closed	Open	Closed	Open


Name \_\_\_\_\_

Odd and Even

# EVEN AND ODD GIFTS

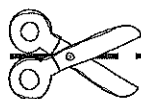
Directions: Help the reindeer sort the presents so they can load them into Santa's sleigh!

Cut out the presents below and glue them next to the even bag or the odd bag of presents.









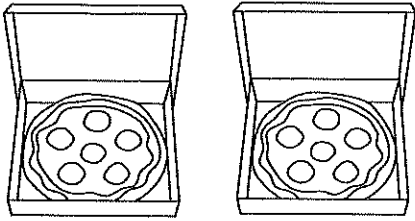
84	22	93	71	68	87	53	74
11	39	46	56	65	12	90	45

Name \_\_\_\_\_

# Doubles Facts

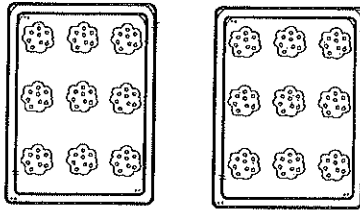
## DINING ON DOUBLES

Directions: Write each doubles fact and the matching subtraction fact.



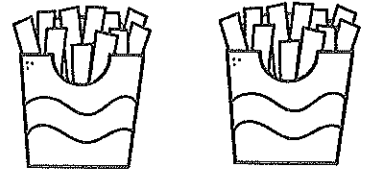
$$5 + 5 = 10$$

$$10 - 5 = 5$$




$$\underline{\quad} + \underline{\quad} = \underline{\quad}$$

$$\underline{\quad} - \underline{\quad} = \underline{\quad}$$



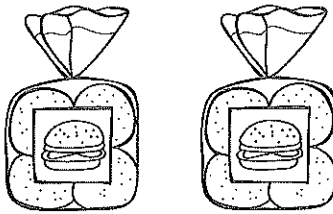
$$\underline{\quad} + \underline{\quad} = \underline{\quad}$$

$$\underline{\quad} - \underline{\quad} = \underline{\quad}$$



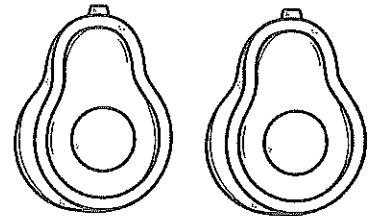
$$\underline{\quad} + \underline{\quad} = \underline{\quad}$$

$$\underline{\quad} - \underline{\quad} = \underline{\quad}$$



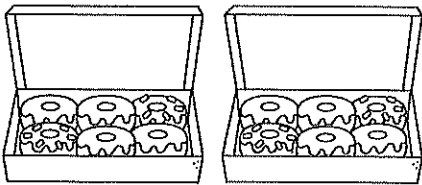
$$\underline{\quad} + \underline{\quad} = \underline{\quad}$$

$$\underline{\quad} - \underline{\quad} = \underline{\quad}$$




$$\underline{\quad} + \underline{\quad} = \underline{\quad}$$

$$\underline{\quad} - \underline{\quad} = \underline{\quad}$$



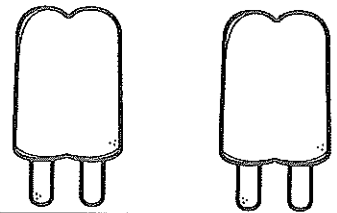
$$\underline{\quad} + \underline{\quad} = \underline{\quad}$$

$$\underline{\quad} - \underline{\quad} = \underline{\quad}$$



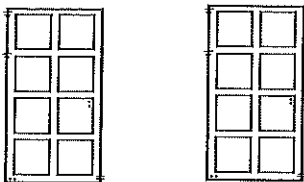
$$\underline{\quad} + \underline{\quad} = \underline{\quad}$$

$$\underline{\quad} - \underline{\quad} = \underline{\quad}$$



$$\underline{\quad} + \underline{\quad} = \underline{\quad}$$

$$\underline{\quad} - \underline{\quad} = \underline{\quad}$$




$$\underline{\quad} + \underline{\quad} = \underline{\quad}$$

$$\underline{\quad} - \underline{\quad} = \underline{\quad}$$



$$\underline{\quad} + \underline{\quad} = \underline{\quad}$$

$$\underline{\quad} - \underline{\quad} = \underline{\quad}$$



$$\underline{\quad} + \underline{\quad} = \underline{\quad}$$


$$\underline{\quad} - \underline{\quad} = \underline{\quad}$$

Name \_\_\_\_\_

Synonyms and Antonyms

# COOKING UP WORDS

Directions: Using the words in the middle column, write a synonym and an antonym for each word.

SYNONYM		ANTONYM
KIND	NICE	MEAN
	HARD	
	MAD	
	CLEAN	
	HOT	
	RUN	
	STOP	
	CLOSE	
	PRETTY	
	SILLY	
	CHILD	