



Writing Class AMI Assignment

Mrs. Baker

Day 1

Personal Narrative: Friendship

- **Prompt:** Write about the day you first met one of your closest friends.
- **Outline Page:** Complete the OUTLINE page (remember to write/print NEATLY and with complete sentences!!!!)



Personal narrative: Friendship

Outline

Writing Worksheet

Write about **the day you first met one of your closest friends**. Your story should have a beginning, climax and ending. Be sure to describe the setting in detail so readers can understand where your story is taking place. Include your inner thoughts and emotions, as well as dialogue. Your narrative should be written in first person.

First, plan your personal narrative:

Characters: Who is this story about?	Setting: When and where does this story take place?
Beginning	
Middle	
End	



Writing Class AMI Assignment


Mrs. Baker

Day 2

Personal Narrative: Friendship


- Write an introduction paragraph (4sentences) to your story!

Remember you are INTRODUCING your story in this paragraph. You are NOT telling the story yet.



11

Your Introduction Should:



Writing Class AMI Assignment

Mrs. Baker

Day 3

Personal Narrative: Friendship

- Complete the 1st /2nd body paragraphs! Check for spelling errors!!!

2

2 1 5

[illegible]



Writing Class AMI Assignment

Mrs. Baker

Day 4


Personal Narrative: Friendship

- Complete body paragraphs 3 and 4!
Make sure you are writing complete sentences!



This image shows a single sheet of white paper with horizontal ruling lines. The lines are evenly spaced and run across the width of the page. There are no margins, text, or other markings on the paper.

17



Writing Class AMI Assignment

Mrs. Baker

Day 5

Personal Narrative: Friendship

- **Write your conclusion paragraph!**

Check ALL of your writing papers for spelling errors and make sure you wrote NEATLY!!!!



This image shows a single sheet of white paper with horizontal ruling lines. The lines are evenly spaced and run across the width of the page. There are no margins, text, or other markings on the paper.